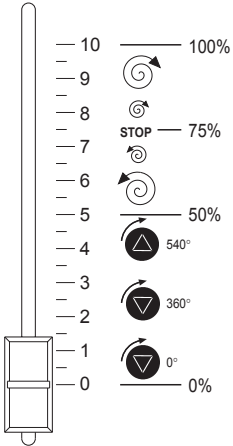


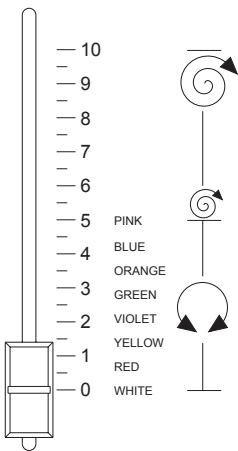
CANNEL	FUNCTION
1	GOBO ROTATION
2	COLOUR WHEEL
3	GOBO SELECTION
4	DIMMER/STOPPER/STROBE
5	PAN
6	TILT

• GOBO ROTATION - channel 1



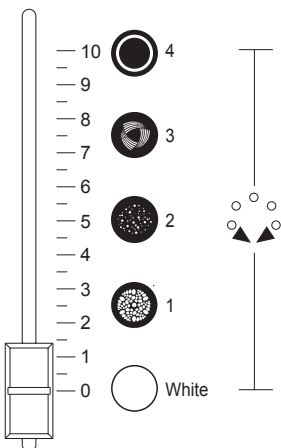
From 0% to 49.7% the gobo rotates through 540° (1 1/2 turns).
 From 50% to 75% the gobo rotates more quickly at first and then slows down to a complete stop.
 From 75.5% to 100% the gobo begins turning in the opposite direction, slowly at first and then gradually faster.

• COLOUR WHEEL - channel 2



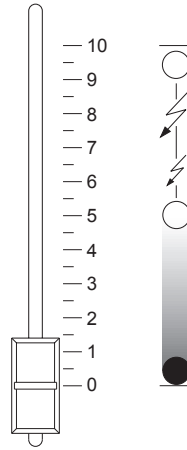
In the 0% to 50% range of adjustment the colour change in response to movement of the potentiometer is linear and continuous so that the slider can be stopped in intermediate positions to obtain a two-colour beam.
 From 50% to 100% the wheel rotates continuously with speed increasing steadily from 0 to 300 rpm.

• GOBO SELECTION - channel 3



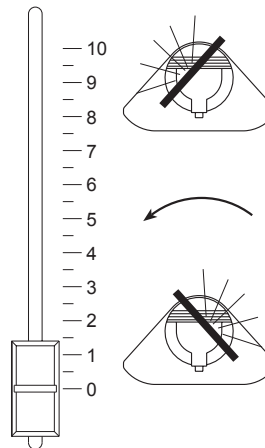
The change occurs instantaneously as the slider reaches different preset levels on the graduated scale.

• DIMMER/STOPPER/STROBE - channel 4



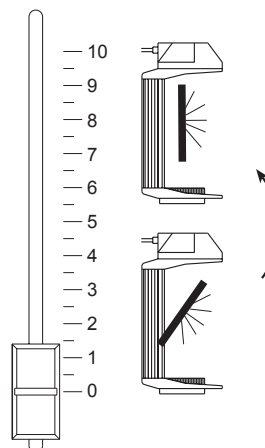
In the 0% to 50% range of adjustment, the dimmer opens gradually to maximum aperture.
 Strobe effect is produced from 54.7% to 95%, with frequency increasing from 1 to 7 flashes/second.
 The aperture remains fixed between 95% and 100% of the range.

• PAN - channel 5



Horizontal movement (Pan) of the mirror occurs gradually as the slider is advanced. From the zero position mirror movement is linear and continuous up to the opposite end of travel. The mirror can be stopped at any intermediate angle.

• TILT - channel 6



Vertical movement (Tilt) of the mirror occurs gradually as the slider is advanced. From the zero position mirror movement is linear and continuous up to the opposite end of travel. The mirror can be stopped at any intermediate angle.